



PETER & PAUL COMMUNITY SERVICES
Solving Homelessness Together



2021

ANNUAL REPORT

July 1, 2020 - June 30, 2021



19,093

NIGHTS OF SAFE SHELTER



223

NEIGHBORS HOUSED



52,644

MEALS SERVED



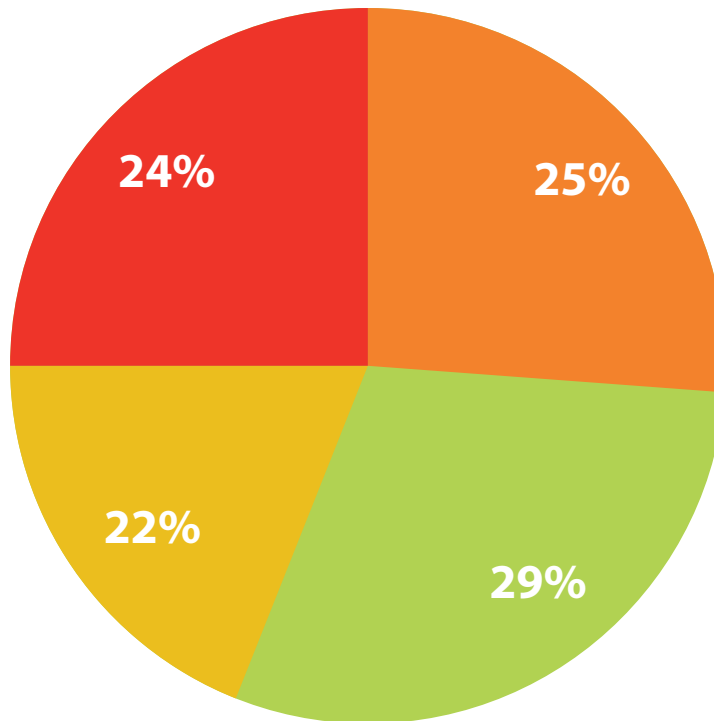
660

VOLUNTEERS



2,982

VOLUNTEER HOURS



DONATIONS

\$ 993,191 | 24%

GRANTS & FOUNDATIONS

\$ 1,225,483 | 29%

CONTRACTED SERVICES

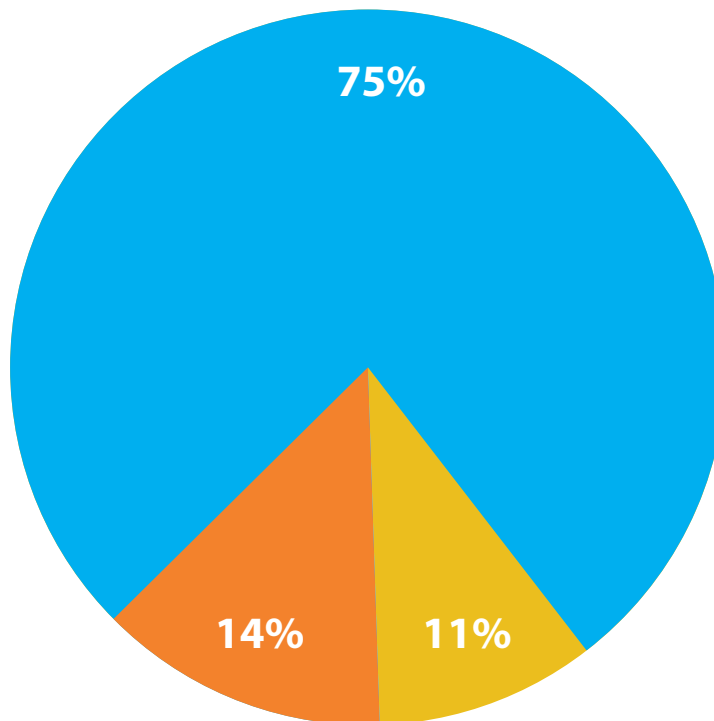
\$ 1,031,028 | 25%

OTHER FUNDING

\$ 910,887 | 22%

TOTAL

\$ 4,160,589



PROGRAM SERVICES

\$ 2,938,176 | 75%

ADMINISTRATION

\$ 556,671 | 14%

FUNDRAISING

\$ 428,784 | 11%

TOTAL

\$ 3,923,631

STATEMENT OF FINANCIAL POSITION

June 30, 2021 | Audited by Schmersahl Treloar & Co. PC

ASSETS

CURRENT ASSETS

Cash and cash equivalents	\$ 2,037,988
Accounts receivable, net	\$ 412,049
Prepaid expenses	\$ 26,403
Security, reserve and escrow deposits	\$ 213,472

Total Current Assets	\$ 2,689,912
----------------------	--------------

Property and Equipment	\$ 6,991,263
------------------------	--------------

INTANGIBLE ASSETS, NET	\$ 9,779
------------------------	----------

TOTAL ASSETS	\$ 9,690,954
--------------	--------------

LIABILITIES AND NET ASSETS AND MEMBERS' EQUITY

CURRENT LIABILITIES

Accounts Payable	\$ 23,667
Current portion of long-term debt	\$ 25,000
Accrued payroll and other liabilities	\$ 301,243
Note Payable	\$ 68,686

Total Current Liabilities	\$ 418,596
---------------------------	------------

LONG TERM DEBT	\$ 550,000
----------------	------------

TOTAL LIABILITIES	\$ 968,596
-------------------	------------

NET ASSETS

UNRESTRICTED, Available for general use	\$ 2,228,111
Net investment in property and equipment	\$ 6,426,042

RESTRICTED	\$ 3,199
------------	----------

MEMBERS' EQUITY	\$ (32,494)
-----------------	-------------

Total Net Assets and Members' Equity	\$ 8,772,358
--------------------------------------	--------------

TOTAL LIABILITIES AND NET ASSETS AND MEMBERS' EQUITY	\$ 9,690,954
---	--------------

STATEMENT OF ACTIVITIES

July 1, 2020 - June 30, 2021 | Audited by Schmersahl Treloar & Co. PC

REVENUES AND OTHER SUPPORT


	<i>Without Donor Restrictions</i>	<i>With Donor Restrictions</i>	<i>Total</i>
Donations	\$ 615,031	\$ 378,160	\$ 993,191
In-Kind Food Donations	\$ 0	\$ 0	\$ 0
Foundations	\$ 96,362	\$ 97,700	\$ 194,062
Government Grants	\$ 956,421	\$ 0	\$ 956,421
Contracted Services	\$ 1,031,028	\$ 0	\$ 1,031,028
Client fees	\$ 49,253	\$ 0	\$ 49,253
United Way	\$ 0	\$ 75,000	\$ 75,000
Paycheck Protection Program Grant	\$ 670,019	\$ 0	\$ 670,019
Other Income	\$ 40,943	\$ 500	\$ 41,443
Rental Income	\$ 150,172	\$ 0	\$ 150,172
Net assets released from restrictions	\$ 513,890	\$ (513,890)	\$ 0
TOTAL REVENUE AND OTHER SUPPORT	\$ 4,123,119	\$ 37,470	\$ 4,160,589

EXPENSES

	<i>Without Donor Restrictions</i>	<i>With Donor Restrictions</i>	<i>Total</i>
Program Services			
Shelter Services	\$ 688,634	\$ 0	\$ 688,634
Labre Center	\$ 673,825	\$ 0	\$ 673,825
Positive Directions	\$ 645,256	\$ 0	\$ 645,256
Garfield Place Apartments	\$ 930,461	\$ 0	\$ 930,461
TOTAL PROGRAM SERVICES	\$ 2,938,176	\$ 0	\$ 2,938,176
Supporting Services			
Management and general	\$ 556,671	\$ 0	\$ 556,671
Fundraising	\$ 428,784	\$ 0	\$ 428,784
TOTAL SUPPORTING SERVICES	\$ 985,455	\$ 0	\$ 985,455
TOTAL EXPENSES	\$ 3,923,631	\$ 0	\$ 3,923,631
CHANGE IN NET ASSETS	\$ 199,488	\$ 37,470	\$ 236,958
NET ASSETS AND MEMBERS' EQUITY, Beginning of year	\$ 8,482,171	\$ 3,229	\$ 8,485,400
NET ASSETS AND MEMBERS' EQUITY, End of year	\$ 8,681,659	\$ 40,699	\$ 8,722,358

77% of every dollar spent on programs and services







BOARD OF DIRECTORS

Christine Johnson, CHAIR
Enterprise Holdings

Michael F. Banahan, VICE CHAIR
Evans & Dixon LLC

Michael J. Honigfort, SECRETARY
Community Volunteer

William R. Bruce, TREASURER
Community Volunteer

Derick C. Albers
Lewis Rice

Lucas A. Gredell
Wells Fargo Bank, N.A.

Derek Hagenhoff
Security Equipment Supply, Inc.

Alan Herzog
Edward Jones

Jeffrey Higgins
Sleep Number

James D. Huber
Anders CPAs + Advisors

Cheryl Lee
Nestlé Purina

Christopher Michalak
Clayton Financial Group

Holly Scheibel
Mallinckrodt Pharmaceuticals

Dan Sise
University of Missouri - St. Louis

Clara S. Stevenson
Queen of Peace Center

Charnsin Tulyasathien
Daugherty Business Solutions

YOUNG PROFESSIONALS BOARD

Clarissa Swope, PRESIDENT
STLCC

Patrick Shields, VICE PRESIDENT
Schaeffer Manufacturing Co.

Gracie Evers, SECRETARY
Target

José Effinger, TREASURER
Hub Group

Jake Broner, RECRUITMENT
Worldwide Express

Joe Kelley
The Opus Group

Matthew Kiblinger
SSM Health St. Mary's Hospital

Sana Kiblinger
SSM Health SLU Hospital

Shan Song
Centene Corporation

Dave Spagnola
Tadlock Brueggemann Real Estate

Nick Van Sciever
The Opus Group

Leslie Vogan
STLCC

EVENTS COMMITTEE

Jan Amann **Daria Conran**

Eileen Embree **Rosemary Etzel**

Ruth Intag **Patty Ringkamp**

Betsy Thorp **Jaime Winkler**

PROGRAM DIRECTORS

Con Christeson
Community CollabARTive

Keith Deisner
St. Louis Roadies

Teri Dunn, MBA
Soulard Shelter & Community Meals

Jazmyn Frager, LPC
Labre Center

Dan Hill
Garfield Place Apartments

Darlene Mims-Simpkins, RN
Positive Directions

LEADERSHIP

Steve Campbell
Chief Executive Officer

Adam Cisroe Pearson, OTD, OTR/L
Chief Operations Officer

Kevin Born
Chief Financial Officer

Tom Burnham
Community Relations Officer

Deb Cottin
Chief Development Officer

Jacqueline Nance
Human Resources Director

DEVELOPMENT

Erin Boyle
Director of Events & Donor Management

Linda Callanan, MSW
Director of Grants

Kati Ballard Hoffman
Volunteer Coordinator

Tori Sacco
Marketing & Communications

